



# Dahua 5-Port Fast Ethernet Switch with 4-Port PoE

User's Manual

V1.0.1

## General






This user's manual (hereinafter referred to be "the Manual") introduces the features and structure of 5-Port Fast Ethernet Switch with 4-Port PoE.

## Models

DH-PFS3005-4ET-36

## Safety Instructions

The following categorized signal words with defined meaning might appear in the Manual.

Signal Words	Meaning
 <b>DANGER</b>	Indicates a high potential hazard which, if not avoided, will result in death or serious injury.
 <b>WARNING</b>	Indicates a medium or low potential hazard which, if not avoided, could result in slight or moderate injury.
 <b>CAUTION</b>	Indicates a potential risk which, if not avoided, could result in property damage, data loss, lower performance, or unpredictable result.
 <b>TIPS</b>	Indicates dangerous high voltage. Take care to avoid coming into contact with electricity.
 <b>NOTE</b>	Indicates a laser radiation hazard. Take care to avoid exposure to a laser beam.

## Revision History

Version	Revision Content	Release Time
V1.0.1	Delete technical specifications.	June 2019
V1.0.0	First release.	September 2018

## Privacy Protection Notice

As the device user or data controller, you might collect personal data of other such as face, fingerprints, car plate number, Email address, phone number, GPS and so on. You need to be in compliance with the local privacy protection laws and regulations to protect the legitimate rights and interests of other people by implementing measures include but not limited to:

providing clear and visible identification to inform data subject the existence of surveillance area and providing related contact.

## About the Manual

- The Manual is for reference only. If there is inconsistency between the Manual and the actual product, the actual product shall prevail.
- We are not liable for any loss caused by the operations that do not comply with the Manual.
- The Manual would be updated according to the latest laws and regulations of related regions. For detailed information, see the paper manual, CD-ROM, QR code or our official website. If there is inconsistency between paper manual and the electronic version, the electronic version shall prevail.
- All the designs and software are subject to change without prior written notice. The product updates might cause some differences between the actual product and the Manual. Please contact the customer service for the latest program and supplementary documentation.
- There still might be deviation in technical data, functions and operations description, or errors in print. If there is any doubt or dispute, please refer to our final explanation.
- Upgrade the reader software or try other mainstream reader software if the Manual (in PDF format) cannot be opened.
- All trademarks, registered trademarks and the company names in the Manual are the properties of their respective owners.
- Please visit our website, contact the supplier or customer service if there is any problem occurred when using the device.
- If there is any uncertainty or controversy, please refer to our final explanation.

# Table of Contents

<b>Foreword</b> .....	<b>I</b>
<b>1 Product Overview</b> .....	<b>1</b>
1.1 Introduction .....	1
1.2 Features .....	1
1.3 Typical Application.....	1
<b>2 Device Structure</b> .....	<b>2</b>
2.1 Side Panel.....	2
2.2 Front Panel.....	2
2.3 PoE Power Supply .....	2

# 1

# Product Overview

## 1.1 Introduction

5-Port Fast Ethernet Switch with 4-Port PoE is a type of layer two commercial switch, which supports Ethernet power supply. It provides 4 10/100 Mbps Ethernet ports and 1 100 Mbps uplink ports.


## 1.2 Features

- Layer two commercial switch.
- Supports IEEE802.3, IEEE802.3u and IEEE802.3X standards.
- MAC auto study and aging, MAC address capacity is 1K.
- Supports MDI/MDIX self-adaptation.
- RJ45 port supports 10/100 Mbps self-adaptation, supports IEEE802.3af and IEEE802.3at power supply standards.
- Adopts metal enclosure.
- Supports AC100V-240V power supply.

## 1.3 Typical Application

The typical networking scene is shown in Figure 1-1.

Figure 1-1 Typical networking scene



# 2 Device Structure

## 2.1 Side Panel

The structure of side panel is shown in Figure 2-1.

Figure 2-1



Please refer to Table 2-1 for the description of side panel.

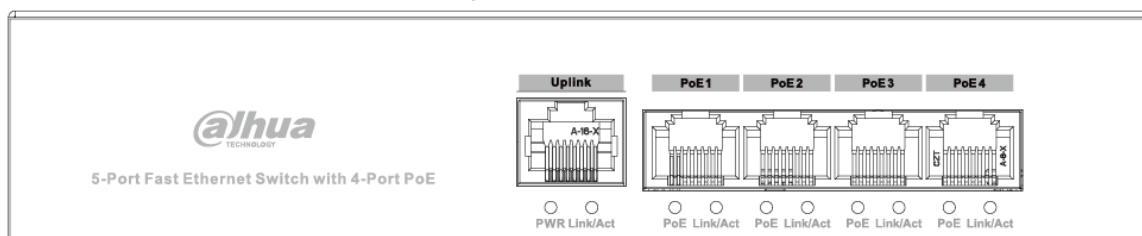
Table 2-1 The description of side panel

Name	Note
PWR	Power port. Supports AC 100V-240V power input.
⊕	GND.
🔒	The switch lock.

## 2.2 Front Panel

The front panel is shown in Figure 2-2.

Figure 2-2 Front panel



Please refer to Table 2-2 for the description of front panel.

Table 2-2 The description of front panel

SN	Name	Note
1	10/100 Base-T PoE port	4*10/100Mbps self-adaptive PoE power supply ports.
2	10/100 Base-T uplink port	1*10/100Mbps self-adaptive uplink port.
3	Link/act	Single port Link status indicator light.
4	PoE	Single port PoE status indicator light.
5	PWR	Power indicator light.

## 2.3 PoE Power Supply

Four 100M RJ45 ports support IEEE802.3af and IEEE802.3at standard power supply.

**ZHEJIANG DAHUA VISION TECHNOLOGY CO., LTD.**

Address: No.1199, Bin'an Road, Binjiang District, Hangzhou, P.R. China

Postcode: 310053

Tel: +86-571-87688883

Fax: +86-571-87688815

Email: [overseas@dahuatech.com](mailto:overseas@dahuatech.com)

Website: [www.dahuasecurity.com](http://www.dahuasecurity.com)